



Battery Powered Wheelbarrow DCU603 / DCU604 / DCU605



DCU603

Manual dump
+ Dump bucket



DCU604

Manual dump
+ Pipe frame carrier



DCU605

Flat bucket



Powered by two 18V

on flat ground (0 - 3 degrees) | on slope (3 - 12 degrees)


Max load capacity **300kg** | **180kg**

Traveling distance **7.2 km**
with BL1860B x 4

Traveling speed change

- Selection of 3 Forward speeds and F/R rotation by push button
- Stepless variable speed control by switch trigger in each range

Forward	Reverse
3 speeds (1.5/3.5/5.0 km/h)	1 speed (1.0 km/h)



Driving wheels (Front wheels) touch the ground stably.

Rear wheel axle is designed to tilt to enable Front wheels (driving wheels) to stably touch the ground for reliable driving even on bumpy road surfaces.



Double tires (Rear wheels only)

Double tires, each of which rotates independently, improve swivel performance.



Headlights

- turn on/off by pressing a light button on the battery box.
- turn off automatically with no operation for 10 minutes.

18v + 18v → 36v



Two or four batteries can be installed for a 2-series / 2-parallel connection for a secure amount of work.



Tool-less handle height adjustment

Handle height can be adjusted according to user's height without tool simply by turning 2 knob screws.




Wet Guard / IPX4-compatible

High water-resistance allows to operate the machine even if it is wet with water.



Neutral mode

shuts off the power transmission between the motor shaft and the axle in case of no battery installation, low battery capacity or broken motor, enabling to drive the wheelbarrow manually.



LXT batteries in series



Max climbing ability **12°**

High power Brushless motor **BL MOTOR**

1 Hand brake lever

- Brake for speed reduction while driving the wheelbarrow
- Can be used as a parking brake by locking this lever.

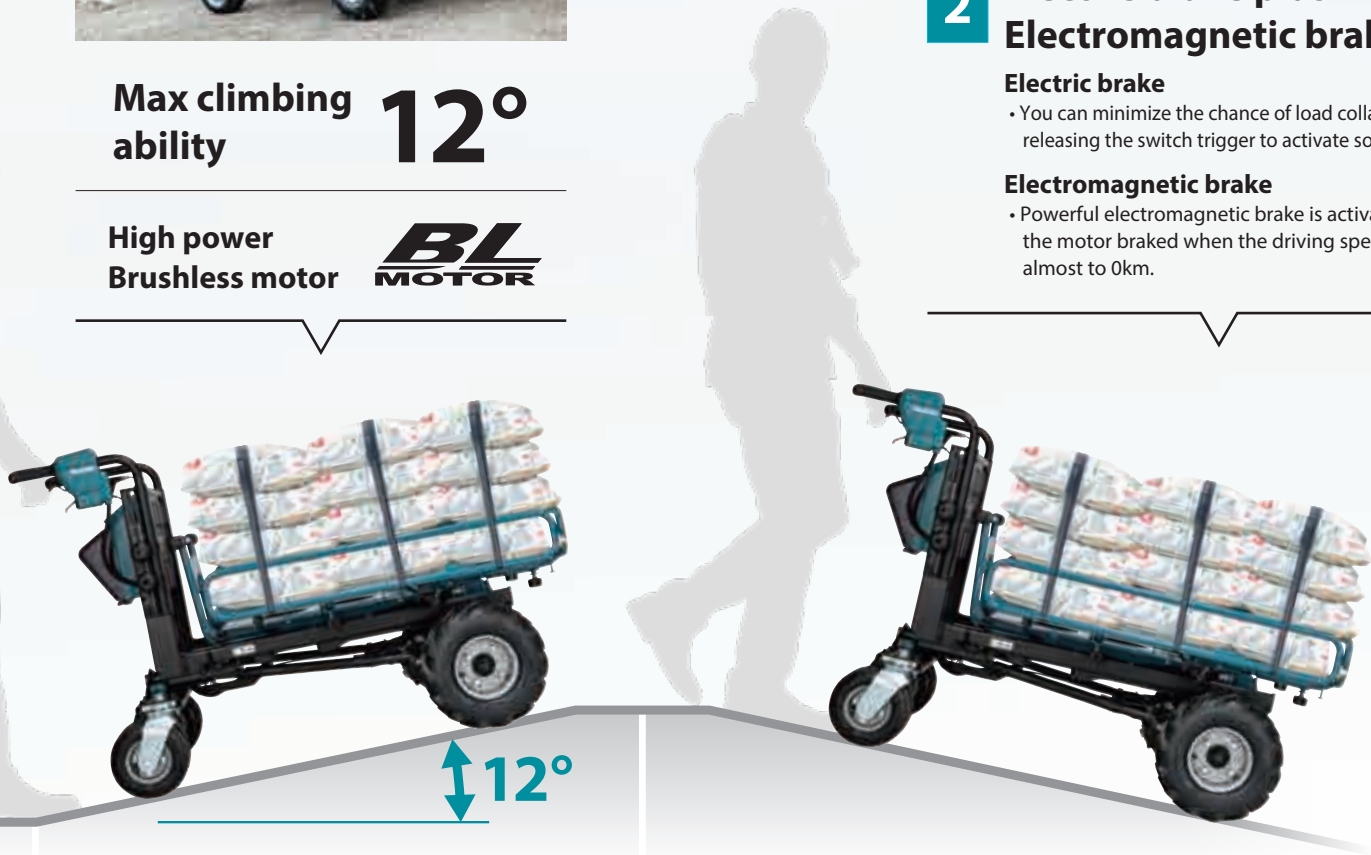
2 Electric brake plus Electromagnetic brake

Electric brake

- You can minimize the chance of load collapse by releasing the switch trigger to activate soft electric brake.

Electromagnetic brake

- Powerful electromagnetic brake is activated to keep the motor braked when the driving speed decreases almost to 0km.



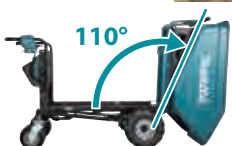
DCU603

Manual dump + Dump bucket

- Rust-free plastic bucket accepts wet loads.
- Inside bottom and front faces are angled for easy dump operation.



Manual dump designed for increased efficiency in unloading



Bucket capacity

Heaped capacity

200 L

Full liquid capacity

100 L

DCU604

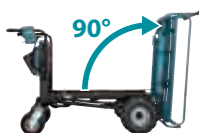
Manual dump + Pipe frame carrier

Ideal for container boxes or bagged materials




Manual dump

High unloading efficiency



Telescopic loading platform



DCU605

Flat bucket

- Rust-free plastic bucket accepts wet loads.
- Optimal for operations not requiring dump function such as feeding in stables



Capped nozzle for draining liquid is convenient when carrying liquid or cleaning the bucket.



There is no screw on the inside of the bucket, allowing for smooth unloading operation using tool such as a clay-spade.



Bucket capacity

Heaped capacity

295 L

Full liquid capacity

250 L

Accessories

Dump bucket 200 set

Part No. 191B69-8

Loading platform of dump bucket type

*Can be used by attaching to Dump unit installed on Base unit (Wheelbarrow body).



Dump unit set

Part No. 191B63-0

Dump unit for Pipe frame carrier or Dump bucket 200



Carrier set

Part No. 191B67-2

- Pipe frame carrier
- Variable-size loading platform

*Can be used by attaching to Dump unit installed on Base unit (Wheelbarrow body).



Flat bucket set

Part No. 1911B3-6

Includes Flat bucket* and Flat bucket base.

*equipped with a capped nozzle for draining liquid



DCU603



DCU604




DCU605



Tire 330 (single) set

Part No. 1911K4-7

For lawn and pavement




- Tubed tire
- Color: Black
- Includes one tire.

Gray tire 330 (single) set

Part No. 1911K5-5

For use in industrial sites, such as factory, where black tire marks on the floor are undesirable.




- Tubed tire
- Color: Gray
- Includes one tire.

Gray tire 210 (single) set

Part No. 1911K6-3

For use in industrial sites, such as factory, where black tire marks on the floor are undesirable.



- Tubed tire
- Color: Gray
- Includes one tire.

Charging Time

	Fast Charging		
	DC18RC	DC18RD	DC18SD
BL1815N 1.5Ah	15 min	30 min	
BL1820B 2.0Ah	24 min	45 min	
BL1830B 3.0Ah	22 min	60 min	
BL1840B 4.0Ah	36 min	90 min	
BL1850B 5.0Ah	45 min	110 min	
BL1860B 6.0Ah	55 min	130 min	

Battery Powered Wheelbarrow

DCU603 / DCU604 / DCU605

Variable Speed	Max Load Capacity	Flat ground (0 - 3 degrees): 300 kg (661 lbs) Slope (3 - 12 degrees): 180 kg (397 lbs)
Brake	Traveling Speed	Forward: 0-1.5/3.5/5.0 km/h Reverse: 0-1.0 km/h
Reversing	Tire Diameter	Front/Rear: ø330 mm / ø210mm (ø13" / ø8-1/4")
Electronic 3-Speed	Potential travel distance	7.2 km*
Constant Speed	Continuous run time on a single battery (approx.)	100 min*
Soft Start	Max Climbing Capacity	12°
Built-in Job Light	Dimensions (L x W x H)	DCU603: 1,480 x 730 x 820 mm (58-1/4 x 28-3/4 x 32-1/4") DCU604: 1,450 x 730 x 820 mm (57 x 28-3/4 x 32-1/4") DCU605: 1,440 x 730 x 820 mm (56-5/8 x 28-3/4 x 32-1/4")
	Net weight	DCU603: 122 - 124 kg (269 - 273 lbs.) DCU604: 119 - 120 kg (262 - 265 lbs.) DCU605: 104 - 106 kg (229 - 234 lbs.)

*With four BL1860B batteries / On flat ground, with lights off, loaded with 300kg, at 5.0km/h

The weight may differ depending on the attachment(s), including the battery cartridge. The lightest and heaviest combination, according to EPTA-Procedure 01/2014, are shown in the table.

Items of standard equipment and specifications may vary by country or area.

Makita Corporation

3-11-8 Sumiyoshi-cho, Anjo, Aichi, 446-8502 Japan

PRINTED IN JAPAN 202210