



**Cordless Multi Function  
Power Head Series**  
UX01G / DUX60 / DUX18

Satisfy Professional's Needs



**UX01G**



Max output  
UX01G  
**1.0kW**

**DUX60**



Max output  
DUX60  
**0.6kW**

**DUX18**



Max output  
DUX18  
**0.47kW**



DUX18 / DUX60

UX01G





## UX01G **NEW**

Li-ion (Ah)  
2.0 2.5 4.0 5.0



Max output  
**1.0kW**



3-Speed settings

Caution lamp

Reverse button

ON / OFF button

Caution lamp



Overload



Overheat Tool Battery



Overdischarge



Lock off lever

Trigger switch with variable speed control



High water-resistance allows to operate the machine even if it is wet with water.



## DUX60

Li-ion (Ah)  
1.5 2.0



Max output  
**0.6kW**



3-Speed settings

Power lamp

Reverse button

ON / OFF button



**X**  
eXtreme F  
Techn

### Features




**Reverse button for easy removal of grass clippings from the cutting tool (UX01G / DUX60 only)**

Grass clippings can be removed by slow reverse rotation of the cutting tool. After 1.5 seconds, machine stops. Switch position will be returned back to "Forward" automatically after stopping.



### Easy change

Lever style lock system allows for quick toolless installation and replacement of the attachments.



### Excellent portability

- Split system of Power head and Attachment provides easier transport
- Optional tool bag makes it even easier to transport Power head and Attachment and to put them into car trunk for storage space.

### Optional attachments



**Brushcutter**  
EM401MP\* / EM402MP  
EM403MP\* / EM404MP\*  
EM405MP\* / EM406MP\*



**Rotary Scissors**  
EM407MP



**Edger**  
EE400MP



**Pole saw**  
EY401MP  
EY402MP  
EY403MP



**Hedge trimmer**  
Straight: EN410MP  
Angle adjustment:  
EN400MP  
EN401MP



**Ground trimmer**  
EN420MP  
EN421MP

**Grass trimmer**  
EM408MP  
EM409MP

\*UX01G / DUX60 only

Straight

Angle adjustment

Angle adjustment



**BL  
MOTOR**

**High Power  
BL Motor**



High power BL motor allows for more comfortable operation in rather heavy-duty application using an attachment such as power brush, power sweep, blower, etc.



**DUX18 NEW**

(Ah) 2.0 3.0 4.0 5.0 6.0

Li-ion (Ah) 1.5 2.0 3.0 4.0 5.0 6.0

**18V  
LITHIUM-ION**



Max output  
**0.47kW**

Simple switch specifications



ON / OFF button



Lock off lever

Trigger switch with variable speed control

**XPT**  
eXtreme Protection  
Technology

Lock off lever

Trigger switch with variable speed control

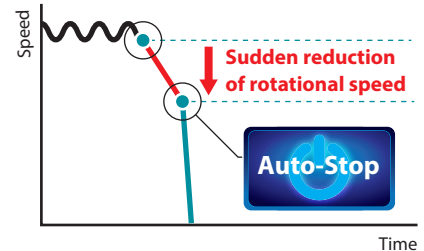
**XPT**  
Protection  
Technology

and  
portability.  
Even easier to  
attachment  
ink or small



**AFT** Active Feedback sensing Technology

- If kickback occurs while using below attachment, brake works automatically:
  - 1) Brushcutter with metal blade attachment
  - 2) Pole saw attachment
- If the sensor detects drastically decrease of rotation, the motor stops immediately.



Shaft extension  
attachment  
LE400MP



**1,080  
mm**

For Pole saw,  
Pole hedge  
trimmer and  
Coffee harvester

**Cultivator**  
KR400MP  
KR401MP

**Coffee harvester**  
EJ400MP

**Power brush**  
BR400MP

**Power sweep**  
SW400MP

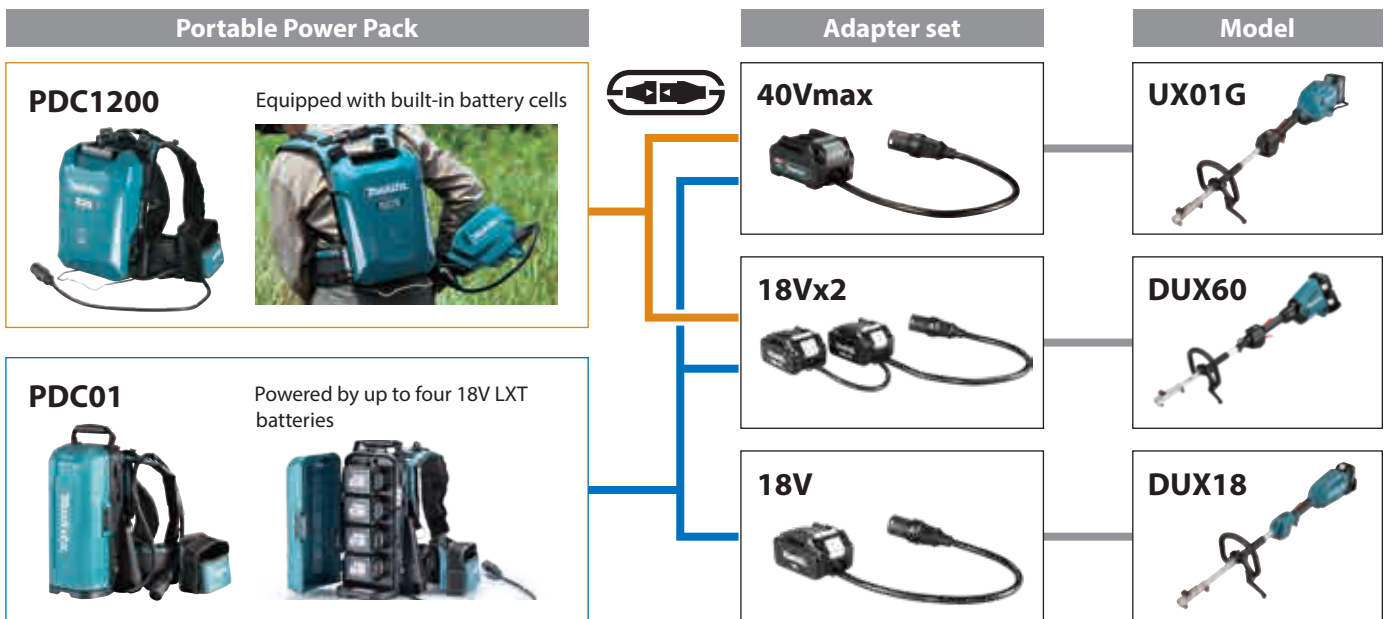
**Blower**  
UB400MP  
UB401MP

## Accessories

Attachments	UX01G (40V max)	DUX60 (18V x2)	DUX18 (18V)	
<b>Brushcutter</b>	<b>EM401MP</b> (Universal guard) ø300mm Nylon cutting head ø2.7	●	●	—
	<b>EM402MP</b> ø230mm Metal blade	●	●	●
	<b>EM403MP</b> (Universal guard) ø420mm Nylon cutting head ø2.0	●	●	—
	<b>EM404MP</b> (Universal guard) ø420mm Nylon cutting head ø2.0	●	●	—
	<b>EM405MP</b> (Narrow guard) Universal guard Ø420mm / Ø2.0	●	●	—
	<b>EM406MP</b> (Narrow guard) Universal guard Ø420mm / Ø2.0	●	●	—
<b>Grass trimmer</b>	<b>EM408MP</b> (Universal guard) ø420mm Nylon cutting head ø2.0	●	●	●
	<b>EM409MP</b> (Narrow guard) Universal guard Ø420mm / Ø2.0	●	●	●
<b>Rotary Scissors</b>	<b>EM407MP</b>	●	●	●
<b>Edger</b>	<b>EE400MP</b>	●	●	●
<b>Pole saw</b>	<b>EY401MP</b> Cutting wide: 255mm	●	●	●
	<b>EY402MP</b> Cutting wide: 255mm	●	●	●
	<b>EY403MP</b> Cutting wide: 300mm	●	●	●

Attachments	UX01G (40V max)	DUX60 (18V x2)	DUX18 (18V)	
<b>Hedge trimmer</b>	<b>EN400MP</b> Angle adjustment	●	●	●
	<b>EN401MP</b> Angle adjustment	●	●	●
	<b>EN410MP</b> Straight	●	●	●
<b>Ground trimmer</b>	<b>EN420MP</b> Angle adjustment	●	●	●
	<b>EN421MP</b> Angle adjustment	●	●	●
<b>Cultivator</b>	<b>KR400MP</b> 220mm	●	●	●
	<b>KR401MP</b> 160mm	●	●	●
<b>Coffee harvester</b>	<b>EJ400MP</b>	●	●	●
<b>Power brush</b>	<b>BR400MP</b>	●	●	●
<b>Power sweep</b>	<b>SW400MP</b>	●	●	●
<b>Blower</b>	<b>UB400MP</b>	●	●	●
	<b>UB401MP</b> Low noise	●	●	●
<b>Shaft extension attachment</b>	<b>LE400MP</b>	●	●	●

## Portable Power Pack



## Cordless Multi Function Power Head

### DUX18 / DUX60 / UX01G

	UX01G	DUX60	DUX18
Variable Speed	High: 0 - 9,700	High: 0 - 9,700	High: 0 - 9,700
Brake	Medium: 0 - 8,200	Medium: 0 - 8,200	Low: 0 - 6,800
Reversing (DUX60 / UX01G)	Low: 0 - 5,700	Low: 0 - 5,700	
Electronic 2-Speed (DUX18)	1.0 kW	0.6 kW	0.47 kW
Electronic 3-Speed (DUX60 / UX01G)	Dimensions (L x W x H) (40-1/4 x 12-5/8 x 8-1/4")	1,011 x 320 x 216 mm (39-3/4 x 12-5/8 x 8-1/2")	983 x 318 x 175 mm (38-3/4 x 12-1/2 x 6-7/8")
Constant Speed	Net weight 4.2 - 4.8 kg (9.3 - 10.6 lbs.)	4.1 - 4.7 kg (8.9 - 10.3 lbs.)	2.8 - 3.1 kg (6.2 - 6.8 lbs.)
Soft Start	<b>Standard Equipment:</b> Harness, Safety Goggles, Hex Wrench, Accessory Bag, Tool bag (for spec with Brushcutter attachment only), Carbide-Tipped Saw Blade (for spec with EM402MP only), Box Wrench (for spec with EM402MP/EM403MP/EM404MP only), Metal blade fixing tool (Clamp washer, Nut, Cup) (for spec with EM402MP/EM403MP/EM404MP), Nylon Cutting Head (for spec with EM403MP/EM404MP/EM405MP/EM406MP only), Battery, Charger		

The weight may differ depending on the attachment(s), including the battery cartridge. The lightest and heaviest combination, according to EPTA-Procedure 01/2014, are shown in the table. Items of standard equipment and specifications may vary by country or area.

# Makita Corporation

3-11-8 Sumiyoshi-cho, Anjo, Aichi, 446-8502 Japan

PRINTED IN JAPAN 202012