

High Power
Durability
Digital Communication



Accessories

Multi adapter set

Part No. 1913F5-2

- MAKPAC (all types) can be installed, which is also convenient for storing cleaning accessories.
- Portable power pack PDC01 /1200 /1500 can be installed to improve run time.



Dust bag set

Part No. 1913F7-8

- Capacity: 47L (12.4 gal)
- Dust bag suitable for collecting bulky waste such as fallen leaves.
- Dust bag can be reused.



Portable Power Pack

PDC1500



PDC1200



Battery Powered



Adapter set

for 40Vmax models
Part No. 191N62-4



for 18Vx2 models
Part No. 191J51-5



Charging Time

	Fast Charging			
	DC40RA	DC40RB	DC40RC	DC40WA
*1 BL4020 2.0Ah	22 min	30 min	110 min	
*1 BL4025 2.5Ah	28 min	38 min	130 min	
*1 BL4040/F 4.0Ah	45 min	67 min	210 min	
*1 BL4050F 5.0Ah	50 min	85 min	260 min	
*1 BL4080F 8.0Ah	76 min	170 min	420 min	

*1 Recommended battery

Cordless Vacuum Sweeper VS001G

Anti-restart function	Continuous use Continuous use (Battery)	Quiet: 290, 480 min / Standard: 120, 200 min BL4050F x2, BL4080F x2
Electronic 2-Speed	Dust container capacity	24 L (6.3 gal)
Constant Speed	Dust collection volume	15.6 L (4.1 gal)
Dust Collection	Dust bag capacity (Optional accessory)	47 L (12.4 gal)
Toolless blade change	Vibration level	2.5 m/s ² or less
Built-in Job Light	Vibration K factor	1.5 m/s ²
	Sound pressure level	70 dB(A) or less
	Noise K factor	3 dB(A)
	Cleaning width	Main brush: 480 mm (18-7/8") Side brush: 650 mm (25-1/2")
	Dimensions (L x W x H)	w/ Handle in upright position: 830 x 677 x 1,146 mm (32-3/4 x 26-3/4 x 45") w/ Handle in retracted position: 830 x 677 x 467 mm (32-3/4 x 26-3/4 x 18-3/8")
	Net weight	29.9 - 33.1 kg (65.9 - 73.0 lbs.)
	Net weight (Battery)	BL4025F - BL4080F x2

Standard Equipment : Battery, Charger

not covered by EPTA-Procedure
Items of standard equipment and specifications may vary by country or area.

Dust pickup rate
about 90%

- Suction mode: Standard
- Brush rotation speed: Standard
- Value when the side brush is off
- Floor type: Hard floor
- Dust type: Cement powder (particle size: approx 10µm)
- Dust volume: Spreading density: 250 g/m²
- Sweeper travel distance: 700mm

Cleaning width
with Side brush
650 mm




Capable of cleaning dust or waste of all sizes

Two Main brushes located on the bottom of the machine enable cleaning of small dust particles as well as large debris such as 500ml-size PET bottles.

Dust collection function

Reduces flying-up dust captured by the brushes.



Two Main brushes (Electric)

- Two Main brushes are located on the bottom of the machine.
- Height adjustable
- Toolless replacement

Side brush (Electric)

- Side brush on the right side of the machine allows user to clean up the edge of the walls.
- Toolless replacement
- Interlocked with rotation of Main brush
- Height of Side brush can be adjusted.

Excellent transportability and maneuverability

- By reducing the weight of the machine, the transportation burden is reduced.
- The cleaning width is limited to the width of a typical door (800mm or less) for easy maneuverability in the field.

Net weight


29.9 - 33.1 kg

(BL4025F x1) (BL4080F x2)

Powerful cleaning with three motors

BL
MOTOR *

- For filter cleaning
- For dust collection
- For Main brushes and Side brush




*Only motors for dust collection and Main/Side brushes are BL motors.

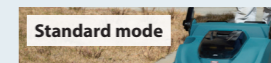


Excellent operating section

Control switches and indicators are located on the control panel of the handle.



Switchable brush rotation speed (Main brush / Side brush)

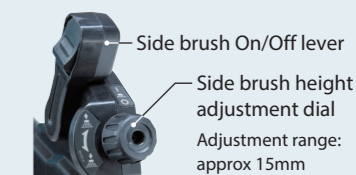


Rotation speed of Main brush / Side brush can be switched (standard/quiet) according to the work environment.



Standard mode: For sweeping a large amount of dust and waste

Quiet mode: For cleaning places where quietness is expected such as indoor areas, or a small amount of dust and waste



Filter cleaning mechanism (Electric)



The filter vibrates to remove dust adhering to the filter, reducing clogging.

HEPA
filter

Excellent storage capability

Handle can be folded to stand the machine upright for compact storage.



XPT
eXtreme Protection
Technology
IPX4-rated water-resistance



LED job light

Illuminates the front of the machine, allowing user to check for dust or obstacles even in dark places such as warehouses.



Multi adapter (Optional accessory)
Portable power pack MAKPAC



40Vmax XGT battery (two in parallel or one)



Carry handle
Equipped with a carry handle for easy carrying

